


DESJARDINS AMERICAN EQUITY GROWTH FUND

Inception Date	A-Class: January 12, 2004
Asset Class	American Equity
Value per Unit in \$	A-Class: 24.34
Total Assets in \$	2,398,452,851
Total Number of Holdings	159
Minimum Investment in \$	1,000
Minimum Subsequent Investment in \$	25
Management Style	Growth
Capitalization	Large
Management Expense Ratio in %	2.18 ¹
Eligibility	A-Class: NON-REG and REG
Distribution Frequency	A-Class: annually
Risk Level	

CODES	Purchase option (prefix=DJT)			
Class	NL	ISC	DSC	LL
Caisse Network				
A	00072			
Advisor				
I	00672			
C		03072	03272	03472
Fee Based				
F	03872			
Discount Brokerage				
D	07072			
Discretionary Management				
PM	09272			

PORTFOLIO MANAGER(S)

Desjardins Global Asset Management (DGAM)
Wellington Management Company*

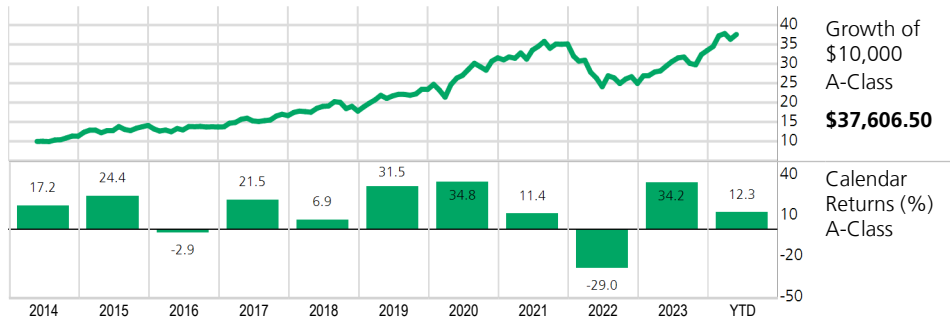
FUND MANAGER

Desjardins Investments Inc.
www.desjardinsfunds.com

FUND DESCRIPTION

Desjardins American Equity Growth Fund seeks to provide unitholders long-term capital growth. To do this, the Fund's assets are invested in equity securities of U.S. companies of any capitalization with high growth in earnings and income or whose growth potential is important.

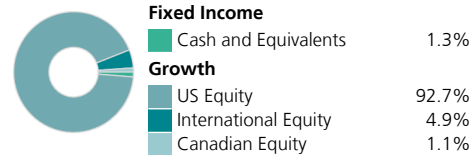
PERFORMANCE ANALYSIS



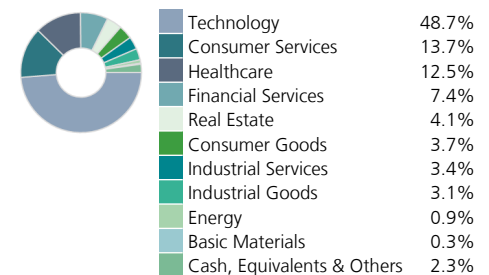
	1 Mth	3 Mth	6 Mth	1 Yr	3 Yr	5 Yr	10 Yr	Since Inception	Annual Compound Returns (%)
A-Class	3.4	1.0	16.0	27.6	6.4	12.3	14.2	13.8	

Benchmark Index (target)
100% MSCI USA Growth Index

ASSET ALLOCATION



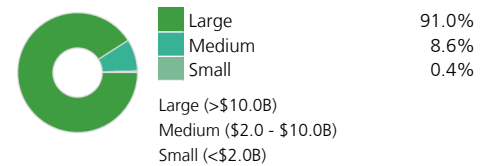
SECTOR ALLOCATION



TOP HOLDINGS

Microsoft Corp	8.72%
NVIDIA Corp	8.22%
Apple Inc	7.20%
Alphabet Inc Cl C	6.18%
Amazon.com Inc	6.01%
Mastercard Inc Cl A	2.46%
Meta Platforms Inc Cl A	2.30%
UnitedHealth Group Inc	1.87%
Netflix Inc	1.60%
ASML Holding NV - ADR	1.53%
Total	46.09%

CAPITALIZATION ALLOCATION



MAY 31, 2024

DESJARDINS AMERICAN EQUITY GROWTH FUND



Note(s):¹Source: Annual/Interim Management Report.

*Portfolio manager mandated by Desjardins Global Asset Management.

The Desjardins Funds are not guaranteed, their value fluctuates frequently, and their past performance is not indicative of their future returns. The indicated rates of return are the historical annual compounded total returns of the date of the present document including changes in securities value and reinvestment of all distributions and do not consider sales, redemption, distribution or other optional charges, or income taxes payable by any securityholder that would have reduced returns. Commissions, trailing commissions, management fees and expenses all may be associated with mutual fund investments. Please read the prospectus before investing. The Desjardins Funds are offered by registered dealers.